

FRESNO, CALIFORNIA

Fired Arts Workshops

PRESENTED BY THE PROFESSIONAL FIRED ARTS GROUP


JULY 21- 24, 2010



MICHAEL HARBRIDGE



PAULA MCCOY



ARLENE SMITH



DAVID HOFF



VICKIE RECCHIA



MARCHELLE BURNHAM



MICHELE ZULIM

WWW.FIREDARTSWORKSHOPS.COM

Choose from Over 40 Workshops!

Event Location: St. Paul's Armenian Church ~ 3767 N. First ~ Fresno, CA 93726

GREAT TEACHERS! OUTSTANDING EVENT!

For the first time ever, David Hoff, Michael Harbridge, Paula McCoy, Arlene Smith, Marchelle Burnham, Vickie Recchia and Michele Zulim will come together for an outstanding educational event in Fresno, California, July 21-24, 2010. The event is open to the public and allows attendees to select any of the workshops offered throughout the event. Students can attend for one day or all four.

Earlier this year the American Fired Arts Alliance announced they would only hold one event in Wisconsin, opening the opportunity for these great teachers to create an event all their own. "This is just the beginning of great things to come," states David Hoff, who calls Fresno home. "We have a diverse group of talented instructors including several new faces this year." It's exciting to see what Arlene, Vickie and Michele bring to the event. They are a great fit with David, Michael, Paula and Marchelle who taught at the former event the past couple of years.

In addition to the creative selection of workshops, attendees will also have the opportunity to see and try many new products on the market. Classes on the use of fired and nonfired products will be offered. Everything from mold-cast techniques, building with clay, glass painting and fusing and even Raku will be done on site.

The event is held in a school and each teacher has a classroom, complete with chalkboard and erasers. Hall passes are not required! The school surrounds a courtyard where Raku items are fired and groups gather to talk, compare ideas, techniques and have fun! Lunches are also available at the event.

On Friday evening everyone gathers at David Hoff's home for a casual picnic full of fun, laughter and great food. The teachers design and create unique items to auction. It's a wonderful opportunity to meet other artists, teachers and studio owners from around the world.



MICHAEL HARBRIDGE

Michael has been working in the fired arts industry for over 35 years and is known for his clay puzzling and Raku techniques. After getting started in ceramics as a Cub Scout, Michael developed his skills and opened his first storefront studio right out of high school. He eventually purchased a second location along with a clay manufacturing company. After 15 years, he sold the stores to go back to what he loved to do, teaching others creative techniques. Michael will be teaching seven different workshops in Fresno.



DAVID HOFF

With over 40 years in the ceramic industry as a hobbyist, studio owner, distributor, traveling teacher and educational consultant for Duncan, David has been very involved in the fired arts industry. He currently has a very busy travel schedule where he teaches around the country and in his home studio. David is known for his brushwork and airbrushing techniques and he plans to teach seven different techniques in Fresno.



PAULA MCCOY

Paula and her husband own Colors for Earth, LLC and live in the Fort Worth, Texas area. She's been involved in ceramic arts for more than 19 years, accomplishing many major product certifications including the Ceramic Art Institute. Paula has written hundreds of

techniques and has taught fun and informative workshops around the country. Join Paula in Fresno as she showcases five outstanding techniques incorporating ceramics and glass in her workshops.



VICKIE RECCHIA

Vickie has been a fired arts artist for over 34 years and now manages the Duncan Ceramic & Craft Supply Store. As part of her artistic journey, Vickie began experimenting with all the uses for a ceramic kiln, including fused glass. After only a few months, she was completely hooked. She now makes time to teach both ceramics and fused glass classes. Vicki will be teaching the following six workshops in Fresno.



MARCHELLE BURNHAM

Marchelle resides in Adrian, Oregon where six months after her first exposure to the wonderful world of ceramic art, Back Door Ceramics, a storefront studio, open its doors and has endured for 32 years. She pursued all areas of ceramics. She earned every certification provided by the industry. To name a few, Duncan, Gare, Ceramichrome/Mayco, Emboss Art, Stone-soup, Shiva Paint Stiks, and Colors for Earth. She studied extensively by attending every class available with teachers such as David Hoff, Helen Altieri, and Chelsey Stokes. She entered competitions and won her Peggy and the Masters division a few times. In 1983 she became an ICA teacher and judge. For 28 years she's held a position on the board and organized the Idaho Ceramic Show. Check out these six classes Marchelle will be teaching in Fresno.



ARLENE SMITH

Like many artists, Arlene's mother got her "hooked" on ceramics at the ripe old age of nine! In 1986 she opened her teaching studio, and along with her husband, ran Arlene Smiths Classy Ceramics for over 17 years. Today she focuses on creating her own designs ranging from fun and funky to designs from the heart. Her true love is teaching, it allows her to share her passion, knowledge and experience in the ceramic areas. Join Arlene in Fresno as she shares some of her fun and funky techniques along with classic piping.



MICHELE ZULIM

Michele has specialized in fired arts for 35 years, many of them working for Duncan as a Ceramic Designer; creating ceramic seminars, magazine projects, advertising projects and developing new products and techniques. She currently does freelance work for Duncan as well as teach a variety of classes at her studio including china painting, jewelry, glass and ceramics. She has worked in all areas of fired arts such as porcelain, pottery, stoneware and Raku; porcelain dolls and lace draping; all forms of ceramic art; porcelain painting and overglazes and fused and lampwork glass (handmade glass beads on a torch) as well as other art forms such as water color and decorative painting. She and her husband also create mosaics for the swimming pool industry. Michele's classes will cover a variety of techniques including ceramics, porcelain clay, porcelain painting and wire wrapping the fused glass pendants. She will be teaching seven classes at this year's Fresno educational event.

Event Location: St. Paul's Armenian Church ~ 3767 N. First ~ Fresno, CA 93726

WEDNESDAY AFTERNOON WORKSHOPS 1 PM TO 4 PM



**Clay-Banded Textured Puzzling
with Michael Harbridge
Class Fee: \$79**

Learn how to create a large bowl with moist clay and use simple pottery tools to smooth the surface before blending layers of colored clay using a banding wheel. Inexpensive wooden sculpting tools are then used to carve textures, designs and unique edges in the bowl. You'll also construct a three-dimensional shape (from a selection of many puzzler molds), blend layers of colored clays and carve designs with pottery tools. All supplies, brushes and colors included in workshop for participants to create two clay pieces, ready for firing. Please bring a box and packing materials to take items home.



**Fused Glass Pendants or Cabochons
with Vickie Recchia
Class Fee: \$30**

Great beginning fused glass class with no glass cutting required. If you want to try glass fusing, but didn't know where to start, this is the class for you!

We will make two pieces using Dichroic glass while discussing glass, cutting, kiln firing and more. Class includes all supplies and firing. Great for wire wrapping!



**Geisha Girl - Glass Class
with Paula McCoy
Class Fee: \$65**

Work with Colors for Earth fired glass colors to create this 8-inch square panel. This design features the use of 96 COE glass, marbling of glass color, use of frit for pattern design and use of Relief Motif for flower build-up. Relief Motif has a

firing range from cone 015 to 6, high-fire. Relief Motif is a lead-free, stand-up white textured glaze that can be tinted with glass colors, covers in one coat and can be built up for designs. This project also features Gold Sparkle glass color for solid coverage and detail work. Students will receive detailed instructions and photos, the use of color and brushes with workshop fee. Student should bring a take home box. Students are responsible for firing at home. Students will receive firing paper for firing, a set of glass brushes that include a liner, round and fan brush, and a 1 ounce jar of Relief Motif with workshop fee. Over \$28 value.



**Pine Cone Flowers
with Marchelle Burnham
Class Fee: \$45**

This project is done with Appli-Kate product over the top of a textured glaze. Design will be put on with an Appli-Kate tool. Everything provided and you will receive a tool and brush in the class.



**Piping 101
with Arlene Smith
Class Fee: \$40**

In this workshop learn all the do's and don'ts of piping. You will learn how to color piping, how to do brush embroidery and much, much more. At the end of the workshop you will have piped two pieces, a beautiful butterfly and a tile with your choice of one of three different designs. This class features Arlene's Dimensional Slip and Applicator Bot-

tle, Duncan Oh Four Bisque and Concepts underglaze for bisque. All bisque, dimensional slip, applicator bottle, and color are supplied. Student needs to bring the follow brushes: #1 liner, #4 round, #6 round and fan glaze.



**Snowflakes in Summer
with Michele Zulim
Class Fee: \$45**

This class will include the tray; stencils and stamps will be available for use for this fun holiday platter. Create your choice of colors to match your holiday theme!



**Water Melon Contemporary Bowl
with David Hoff
Class Fee: \$37.50**

Enjoy working with Concepts on Duncan's Oh-Four Bisque. This cover-story item is just the piece to complete for future summer picnic fun. We will also be working with masking tape and contact paper. If desired, students can choose a different background color of their choice. All ware and supplies are included except brushes. Students should bring #8 shader, #2 round, sponge, and palette knife to class.

THURSDAY MORNING WORKSHOPS 8:30 TO 11:30



Daisy Relief with Paula McCoy Class Fee: \$60

Create this vase that features our NEW textured glazes Designer Lava Stone and Relief Motif by Colors for Earth. Learn how to combine underglazes and glazes along with creating a raised design. Relief Motif is a lead-free, stand-up white textured glaze that can be tinted, covers in one coat and can be built up for designs. Students will learn how to use the Relief Motif and create floral designs along with brush stroke leaves and shading on top of glazes. Students will receive detailed instructions with step-by-step photos, use of color and brushes with workshop fee. If you would like to bring your own brushes you will need a #3 or #4 round, your favorite liner, stubby or stippler brush and Paula small sumi. Students will receive a #2 filbert, application tool and a 1 ounce jar of Relief Motif with workshop fee. Over \$16 value.

tions with step-by-step photos, use of color and brushes with workshop fee. If you would like to bring your own brushes you will need a #3 or #4 round, your favorite liner, stubby or stippler brush and Paula small sumi. Students will receive a #2 filbert, application tool and a 1 ounce jar of Relief Motif with workshop fee. Over \$16 value.



Fused Glass Free-Form Spirit Vase with Vickie Recchia Class Fee: \$85

Learn to design, cut and slump glass over a draping mold making this beautiful Free Form Spirit Vase. We will be working with multiple layers and colors during this project. First firing will be done and

ready to pick up next day. You will receive a 7" draping mold and all instructions for second fire. Class includes all supplies and first fire.



Stamped & Stenciled Raku and Marbled Clay Puzzling with Michael Harbridge Class Fee: \$79

Learn two great techniques in this fun workshop! You'll start off using dimensional glaze and other products in combination with Raku glazes on ceramic ware we'll Raku fire on site. While the kilns fire, you'll discover how to marleize clay and puzzle using a variety of puzzler molds. Once done, you'll

have a completed Raku vase and a clay shape or two with an outstanding marble finish. It's possible some Raku items may need to be picked up later in the day or the following morning, depending how quickly the kilns fire. We'll ship your items free if you can't stick around. All bisque, clay, glazes, brushes and tools are included in the workshop fee. Please bring a box and packing materials to take items home.



Summer Iris with David Hoff Class Fee: \$42.50

Complete this easily-accomplished Iris design using EZ-Strokes applied to greenware. Students will have a choice of colors to decorate this shape in a favorite color of Iris. We will also trim the vase with airbrushing to compliment the design. All ware and supplies are included except brushes. Students will need to bring #6 round, #4 liner, #8 shader, palette knife and sponge.



Fairy Cod-Mother with Arlene Smith Class Fee: \$40

In this workshop learn to paint an already piped piece. Learn to apply watercolor backgrounds, flood in color and how to blend color for shading design. This class features Duncan Oh Four Bisque and Concepts underglaze for bisque.

Already piped plate and color are supplied in class fee. Student need to bring the follow brushes: #1 liner, #4 round #6 round and fan glaze.



Raku with New Glazes with Marchelle Burnham Class Fee: \$50

One Raku class will be done on a variety of Raku bisque. You will be able to choose your piece and use any of the

new Raku glazes to finish and experience how wonderful the new colors are. In this class you will also learn how to use the glazes to create a horse hair piece. You will do two projects, your choice. Everything provided.



Grapevine Cross (or Wreath) with Michele Zulim Class Fee: \$50

Come play in the clay, there's nothing like the smoothness of porcelain! This class will be working with porcelain clay creating the grapevine, grapes and leaves. Firing will be provided due to the delicate nature of this piece.

THURSDAY AFTERNOON WORKSHOPS 1 PM TO 4 PM



Flight of the Bumble Bee Glass Plate with Paula McCoy Class Fee: \$75

Work with Colors for Earth fired glass colors to create this 8-inch square plate. This design features the use of 96 COE glass including opaque pre-cut shapes, multi-colored glass along with Relief Motif to add another dimension to the piece. Relief Motif has a firing

range from cone 015 to 6 high-fire. Relief Motif is a lead-free, stand-up white textured glaze that can be tinted with glass colors, covers in one coat and can be built up for designs. Students will learn how to build layers of glass along with painting on glass. You will receive detailed instructions and photos (including a larger piece), the use of color, brushes and glass sagger with workshop fee. Student should bring take home box. Students are responsible for firing at home. Students will receive a glass sagger mold for firing, liner brush, application tool and a 1 ounce jar of Relief Motif with workshop fee. Over \$28 value.



Fun and Funky Witch Fondue with Arlene Smith Class Fee: \$55


In this workshop learn to create fun and funky art. Learn the in's and out's of creating fun and funky art while we will talk about equipment and tools you need.

In class we will create a Witch Fondue Cooker, a fun piece to roast your marshmallows and dip in chocolate. This class features Duncan Concepts underglaze for bisque and terra cotta pots. All pots, color and even the fondue forks are included in class fee. Student needs to bring the following: #1 liner, #4 & #10 round, fan glaze brushes and a turn table is helpful.



Fused Glass Spirit Guards with Vickie Recchia Class Fee: \$45

These Spirit Guards are fun to make and can be great gifts. Hang it on a bottle of wine or special olive oil and the fun begins. We will be making three guards in class. Our Spirit Guards will be ready to pick up next day. Class includes all supplies and firing.



Molten, Aged Metallic Clay Globes with Michael Harbridge Class Fee: \$79

Create a set of metallic garden globes or decorative balls. Each person will receive one fired coil globe and one molten, corroded globe to paint and complete in the class. One will be done in copper patina and the other will be done in rusted steel.

Time will also be allowed for each person to clay puzzle several additional globes, ready for firing. Clay, molds, extruders and colors supplied in class. Please bring a box and packing materials to take items home.



Outstanding Leaves a 3-D Carving with Marchelle Burnham Class Fee: \$45

In this class you will be carving on leather-hard greenware and creating a wonderful 3-D project of leaves. You will be doing all of your carving in class and go home with very detailed instructions on how to paint when you get

home. You will receive a wonderful carving tool and have a great time creating this piece. Everything provided.



Rose Beauty with Michele Zulim Class Fee: \$50

Learn to make those ever elusive porcelain roses for a lovely cluster and even some tiny ones for jewelry! This class will be working with porcelain clay creating the roses, leaves and base.

Firing provided due to the delicate nature of this piece.



Wow Factor with David Hoff Class Fee: \$45

This photo represents just a few of the color combination being presented during this class. We will be completing two pieces of bisque with crystal glazes and glaze combinations. Students will have a choice of several pieces of ware and

several color combinations. Notes will be given for all combinations offered. A discussion on firing and glazing will be included in class. All supplies and ware are included except brushes. Students will need to bring two glaze fan brushes.

FRIDAY MORNING WORKSHOPS 8:30 TO 11:30



3-D Raku & Puzzled Trees with Michael Harbridge Class Fee: \$79

Learn how to use a dimensional product and combine it with RG600 Raku glaze on mold-cast ware and Raku fire in an electric kiln to achieve colorful gloss and matte finishes. While the kilns fire, you'll have the opportunity to construct several clay-puzzled trees using puzzler cones. Choose to make extruder trees, textured trees or both! It's possible some Raku items may need to be

picked up later in the day or the following morning, depending how quickly the kilns fire. We'll ship your items free if you can't stick around. All bisque, clay, glazes, brushes and tools are included in the workshop fee. Please bring a box and packing materials to take items home.



Dagger Delight with David Hoff Class Fee: \$45

Explore how easily one can use Dagger Liners to complete bold and elegant brushwork designs. Working with greenware, EZ-Strokes and two Daggers, we will complete this free-form brushwork design. Students will have a variety of color combinations to work from, and airbrushing will be used to enhance the edges of ware. All ware and supplies included for this class. Students will need to bring 3/8" dagger, 1/4" dagger, #4 liner, sponge and palette knife.




Poppy Relief Vase with Paula McCoy Class Fee: \$60

Create this vase that features our NEW textured glazes Designer Lava Stone and Relief Motif by Colors for Earth. Learn how to combine underglazes and glaze along with Relief Motif to create a design that is multi-layered for a realistic look. Relief Motif is a lead-free, stand-up white textured glaze that can be tinted, covers in one coat and can be built up for designs. It has a firing range from cone 015 to cone 6 high-fire. Students will learn how to tint the Relief Motif and create this dimensional Poppy vase in multiple layers along with coloring and shading on top of build-up design. Students will receive detailed instructions with step-by-step photos and use of color and brushes with workshop fee. If you would like to bring your own brushes you will need a #3 or #4 round, favorite liner and small Paula sumi brush. Students will receive a small sumi brush, application tool and a 1 ounce jar of Relief Motif with workshop fee. Over \$14 value. Students are responsible for firing and should bring take home box.



Glass Fused Platter with Vickie Recchia Class Fee: \$85

Learn to design, cut and drape glass into a slumping mold making this beautiful 8" square platter. Also learn how to use ceramic bisque as slumping molds! First firing will be done and ready to pick up next day. You will receive an 8" square slumping mold and all instructions for second fire. Class includes all supplies and first fire.



Pears-Pears-Pears with Arlene Smith Class Fee: \$50

In the seminar learn to paint a piece that is piped on a dark background. Learn to block and flood color, blend and splatter piece. This technique features Duncan Cover Coats, Concepts underglaze for bisque and Oh Four Bisque. Piped bisque and color are included in class fee. Student needs to bring #1 liner, #4 and #6 round brush



Raku Brushstrokes with Marchelle Burnham Class Fee: \$50

Do a Raku piece and do brush work with the new Raku glazes. You will also be using a new raised accent product that comes directly out of the bottle and is very easy to use. You will be doing 2 pieces in the class with a variety of choices for doing brush strokes. Fun ways to decorate Raku! Everything provided.



Traditional Dresden China Painting with Michele Zulim Class Fee: \$45

Learn the fine art of the Dresden Style of porcelain painting. We will work with two different mediums and china paint to create a beautiful, traditional floral design. We will also discuss gold and its use and application. Bring gold if you want it added to your piece.

FRIDAY AFTERNOON WORKSHOPS 1 PM TO 4 PM



**Clay-Puzzled Pumpkins & Gourds
with Michael Harbridge
Class Fee: \$79**

This is one of the most popular workshops Michael has offered. Each participant will have an opportunity to clay puzzle pumpkins and gourds. Try extruder puzzling or do both! Create between three to six clay shapes in this workshop. Use of all molds, tools, clay and supplies included in workshop fee. Students should bring boxes and packing materials to transport items home.



**Contemporary Porcelain Box with Glass Pieces
with Michele Zulim
Class Fee: \$45**

Learn how to apply dichroic glass pieces to a porcelain box to create a stunning one-of-a-kind jewelry box. Gold may be added in a second fire for more enhancement.



**Dancing Iris
with Marchelle Burnham
Class Fee: \$50**

This is an Appli-Kate class with a little more detail. You will be using smaller brushes to apply the Appli-Kate product. Learn how to shade and add more detail to the piece. In this class you will receive two brushes to keep.



**Fused Glass Pendants or Cabochons
with Vickie Recchia
Class Fee: \$30**

Great beginning fused glass. No glass cutting required. If you want to try glass fusing but didn't know where to start, this is the class for you! We will make two pieces using Dichroic glass while

discussing glass, cutting, kiln firing and more. Class includes all supplies and firing. Great for wire wrapping!



**Mum's the Word
with Arlene Smith
Class Fee: \$50**

In this seminar learn to paint blended backgrounds on an already piped piece. Learn to flood color, then blend and shade design. This technique features Duncan Oh Four Bisque and Concepts underglaze for bisque. Piped bisque and color are included in class fee. Student needs to bring #1 liner and #4, #6, #8 round.



**Peacock Vines with Paula McCoy
Class Fee: \$50**



Work with translucent underglazes to create this colorful plate. Color decoration is done on soft-fired

ware with Colors for Earth Color Concentrates. You will learn basic brushstrokes, scroll work background and layering of colors techniques. Students will receive detailed instructions and photos, the use of color and brushes with workshop fee. Students will receive a #6 square shader with workshop fee. Student should bring take home box. Students are responsible for firing to bisque, glazing and firing.

**Santa and Moon
with David Hoff
Class Fee: \$42.50**



This technique was originally completed in non-fired colors. Now join us in this conversion to Cover-Coats and EZ-Stroke. This project is a must do for those who want to try something different with fired

color. Blending, shading and unique brushwork will all be used on this project. All ware and supplies included except brushes and tools. Students will need to bring the following brushes and tools: #10 shader, #6 shader, #4 liner, #1 liner, #4 round, palette knife and sponge.

DON'T FORGET TO REGISTER FOR THE EVENING PICNIC AT DAVID HOFF'S HOME.

SATURDAY MORNING WORKSHOPS 8:30 TO 11:30



A Happy Fish Named Clyde with David Hoff Class Fee: \$37.50

Lets have some fun with Concepts and brushwork. This project will bring a smile to your face as you complete this happy fish. Have some fun while painting. All materials and ware are included excepting brushes. Students need to bring the following brushes and tools: #10 shader, #4 round, #1 liner, sponge and palette knife



Fun and Funky Fountain with Arlene Smith Class Fee: \$85

In this workshop learn to create a Fun and Funky fountain for your home or patio. Learn how to choose pieces, how to prepare, decorate and assemble. At the completion of this workshop you will have created your very own fountain. This technique features Duncan Oh Four Bisque and Concepts underglazes for bisque. All bisque pieces, color and fountain pump are included in class fee. Student needs to bring #1 liner, #4 and #8 round, #6 shader and fan glaze brushes.



Fused Glass Pendants 2 with Vickie Recchia Class Fee: \$40

Great hands on class while making two pendants. Learn about different types of glass, Dichroic finishes, basic cutting and fusing along with glass bails, metals, fibers, decals and gold. Learn more about glass kilns and firing.

This class is for people who want to learn more! Class includes all supplies and firing.



Sunshine Scarecrow Girl with Marchelle Burnham Class Fee \$50

This is a very cute scarecrow girl done in underglazes and shaded to make her come to life. She just makes you want to smile! This also gets a jump on the fall painting projects. This class is just a little more detailed and a little longer so we will do it on Saturday so that we have plenty of time. Bring your favorite brushes.



Glass-Raked Raku & Impression Clay Puzzling with Michael Harbridge Class Fee \$79

Each participant will glaze a bowl with Raku finishes and load the inside with chunks of glass. We'll fire it on site in an electric kiln and use a glass rake to swirl the molten glass inside the bowl before removing it to complete the Raku process. While the kilns fire, students will learn how to incorporate materials in clay-puzzling techniques to make impressions and designs. Each participant will be able to create up to three clay shapes using a variety of different puzzler molds. Use of all molds, clay, tools and supplies included in workshop fee. Students should bring boxes and packing materials to transport items home. Please bring some fresh leaves with good texture from real plants if you have the ability. Place them in a plastic bag with a damp paper towel to keep them from drying up. If you can't bring leaves, we will go outside and find some.



Traditional Wire Wrapping with a Twist with Michele Zulim Class Fee: \$40

Learn to choose the right wire wrap design for your piece. This project will focus on a traditional wrap design using the fused pendant pieces in Vickie's classes, or there will be pieces available for purchase



Daisy Relief with Paula McCoy Class Fee: \$60

Create this vase that features our NEW textured glazes Designer Lava Stone and Relief Motif by Colors for Earth. Learn how to combine underglazes and glazes along with creating a raised design. Relief Motif is a lead-free, stand-up white textured glaze that can be tinted, covers in one coat and can be built up for designs. Students will learn how to use the Relief Motif and create floral designs along with brush stroke leaves and shading on top of glazes. Students will receive detailed instructions with step-by-step photos, use of color and brushes with workshop fee. If you would like to bring your own brushes you will need a #3 or #4 round, your favorite liner, stubby or stippler brush and Paula small sumi. Students will receive a #2 filbert, application tool and a 1 ounce jar of Relief Motif with workshop fee. Over \$16 value.

SATURDAY AFTERNOON WORKSHOPS 1 PM TO 4 PM



Fused Glass Bracelet with Vickie Reccchia Class Fee: \$55

Great beginner to intermediate class! Simple glass cutting is required. We will be working with Dichroic glass in many colors and patterns along with fiber and silver wire.

You can add a watch face for an additional fee. Class includes all supplies and firing.



Multi-Product Gourd Birdhouses with Michael Harbridge Class Fee: \$79

Learn how to combine a variety of different products including chinks, watercolors, acrylics, dimensional elements and much more to create a decorative birdhouse. All

supplies, brushes and colors included in workshop for participants to create one birdhouse which will be completed in the workshop and requires no additional firing. Please bring a box and packing materials to take item home.



Mystery Project with David Hoff Class Fee: \$45

Something different, something new and a project not yet designed up. Take a chance on this one and I will give you a surprise project that you will love. Design to feature brush-

work and vivid color. As soon as it is finished I'll email you a blast showing you this great design. Project to be finished in fired color. This will be a trust me project.



Sculptural Wire Wrapping with Michele Zulim Class Fee: \$40

Learn how to wrap your wire around your oval pendants for a more sculptural look adding more beauty and flow in

the design. Students will use their own pendants created in Vickie's classes or there will be pieces available for purchase.



Geisha Girl - Glass Class with Paula McCoy Class Fee: \$65

Work with Colors for Earth fired glass colors to create this 8-inch square panel. This design features the use of 96 COE glass, marbling of glass color, use of frit for pattern design and use of Relief Motif for flower build-up. Relief Motif has

a firing range from cone 015 to 6, high-fire. Relief Motif is a lead-free, stand-up white textured glaze that can be tinted with glass colors, covers in one coat and can be built up for designs. This project also features Gold Sparkle glass color for solid coverage and detail work. Students will receive detailed instructions and photos, the use of color and brushes with workshop fee. Student should bring a take home box. Students are responsible for firing at home. Students will receive firing paper for firing, a set of glass brushes that include a liner, round and fan brush, and a 1 ounce jar of Relief Motif with workshop fee. Over \$28 value.

LODGING & TRANSPORTATION

We've negotiated a great rate of \$80 plus tax for this outstanding hotel with an indoor pool, restaurant and bar right near the airport and near the St. Paul's event site and Bar-B-Q at David Hoff's home. **Best of all, the hotel will provide FREE shuttle service to and from the event and Bar-B-Q.**

Holiday Inn Airport
5090 E. Clinton Way
Fresno, CA 93727

(559) 252-3611 Hotel Reservation Line (ask for Darlene Chhem if you have any issues making a reservation)

Ask for the group rate of \$80 under the Fired Arts Workshops. Rates are good from July 21 through the 27 so you'll get the same rate if you stay for David's Mini Reno. You must make your reservation before July 10, 2010. Rates will go up after that date or when rooms are sold out.

FRESNO 2010 REGISTRATION FORM

Register online at
www.FiredArtsWorkshops.com

| Wed. July 21, 2010 | 8:30 a.m. - 11:30 a.m. | 1:00 p.m. - 4:00 p.m. |
|--|---|---|
| Michael Harbridge Paula McCoy David Hoff Marchelle Burnham Vickie Recchia Arlene Smith Michele Zulim | No morning classes. Event location: St. Paul's Armenian Church 3767 N. First Fresno, CA 93726 | o Clay-Banded Textured Puzzling \$79 o Geisha Glass Panel \$65 o Watermelon Contemporary Bowl \$37.50 o Pink Cone Flowers \$45 o Fused Glass Pendants or Cabochons \$30 o Piping 101 \$40 o Snowflakes in Summer \$45 |
| Thur. July 22, 2010 | 8:30 a.m. - 11:30 a.m. | 1:00 p.m. - 4:00 p.m. |
| Michael Harbridge Paula McCoy David Hoff Marchelle Burnham Vickie Recchia Arlene Smith Michele Zulim | o Stamped & Stenciled Raku and Marbleized Clay Puzzling \$79 o Daisy Relief Vase \$60 o Summer Iris \$42.50 o Raku with New Glazes \$50 o Fused Glass Free Form Spirit Vase \$85 o Fairy Cod-Mother \$40 o Grapevine Cross or Wreath \$50 | o Molten, Aged Metallic Clay Globes \$79 o Flight of the Bumble Bee Glass Dish \$75 o Wow Factor \$45 o Outstanding Leaves a 3-D Carving \$45 o Fused Glass Spirit Guards \$35 o Fun and Funky Witch Fondue \$55 o Rose Beauty \$50 |
| Fri. July 23, 2010 | 8:30 a.m. - 11:30 a.m. | 1:00 p.m. - 4:00 p.m. |
| Michael Harbridge Paula McCoy David Hoff Marchelle Burnham Vickie Recchia Arlene Smith Michele Zulim | o 3-D Raku & Puzzled Trees \$79 o Poppy Relief Vase \$60 o Dagger Delight \$45 o Raku Brushstrokes \$50 o Fused Glass Platter \$85 o Pears-Pears-Pears \$50 o Traditional Dresden China Painting \$45 | o Clay-Puzzled Pumpkins & Gourds \$79 o Peacock Vines Plate \$50 o Santa and Moon \$42.50 o Dancing Iris \$50 o Fused Glass Pendants or Cabochons \$30 o Mum's the Word \$50 o Porcelain Box with Glass Pieces \$45 |
| Sat. July 24, 2010 | 8:30 a.m. - 11:30 a.m. | 1:00 p.m. - 4:00 p.m. |
| Michael Harbridge Paula McCoy David Hoff Marchelle Burnham Vickie Recchia Arlene Smith Michele Zulim | o Glass-Raked Raku & Impression Clay Puzzling \$79 o Daisy Relief Vase \$60 o A Happy Fish Named Clyde \$37.50 o Sunshine Scarecrow Girl \$55 o Fused Glass Pendants 2 \$40 o Fun and Funky Fountain (All Day Class) \$85 o Traditional Wire Wrapping with a Twist \$40 | o Multi-Product Gourd Birdhouses \$79 o Geisha Glass Panel \$65 o A Mystery Project \$45 o Morning class may go into afternoon o Fused Glass Bracelet \$55 o Morning class may go into afternoon o Sculptural Wire Wrapping \$40 |

Payment in full (U.S. Funds) for all workshops must be included with registration to hold a spot.

Please check the workshops you would like to attend. Space is limited, so sign up early. Photocopies of this form will also be accepted. Fill out and mail back before July 17, 2010. Get a listing of supplies required for each workshop at www.FiredArtsWorkshops.com. One person per form please. Register online at www.FiredArtsWorkshops.com by July 21, 2010. Workshops are not refundable unless event is canceled.

FRIDAY EVENING PICNIC AT DAVID HOFF'S HOME

Join us for a fun-filled evening of great food and a raffle of unique creations made by the instructors just for this event. Meet and greet other students, artists and teachers from around the world. Price includes all you can eat food and beverages. Travel companions also welcome to attend.

\$15 per person



Name: _____

Address: _____

City: _____ State: _____ ZIP: _____

Phone: _____

E-mail: _____

Total for Wednesday Workshop: \$ _____

Total for Thursday Workshops: \$ _____

Total for Friday Workshops: \$ _____

Friday Picnic \$15.00 per person \$ _____

Total for Saturday Workshops: \$ _____

Total Payment Enclosed: \$ _____

Payment Options

Enclosed check made payable to David Hoff Fired Arts Workshops for full amount. Check number: _____

Please charge my credit card.

oVISA oMC oDISCOVER oAMEX

Card Number: _____

Expiration Date: _____ Security Code: _____

Please include billing address information for credit card if different than address on registration.

Return forms and payments to:
 David Hoff Fired Arts Workshops
 1591 S. Timmy Ave.
 Fresno, CA 93727

Questions?
 Go to www.FiredArtsWorkshops.com
 E-mail: info@firedartsworkshops.com
 Call: (559) 779-1470
 Fax: (559) 456-8832