

## Paula McCoy/Colors for Earth - Classes

**Spring Swirl Carved Vase** – Working on greenware using CFE Latex mask you will be water carving part of the design as well as carving with a wire loop tool. Working with CFE Color Concentrates on greenware you will layer colors and create a solid border to create a beautiful vase.

Students will receive detailed instructions and photos, the use of color and brushes with workshop fee. Students should bring silk sponge, old brush for latex application and take home box. Students are responsible for firing at home. If you prefer to bring your own brushes you will need a # 3 & # 4 round, liner and medium sumi brush.

**Class Fee: \$60**

**Wednesday, July 20<sup>th</sup>**

**Time: 1:00 p.m. to 4:30 p.m.**



**Fantasy Stroke Plate** – Working on '010' soft-fired ware create this bright and colorful 13" coupe plate. Color application is CFE Color Concentrates. Learn how to layer colors, combine colors that are pleasing to the eye, basic brush strokes and stroke work.

Students will receive detailed instructions and photos, the use of color and brushes with workshop fee. Students should bring take home box. Students are responsible for firing at home. If you prefer to bring your own brushes you will need a # 4 & # 6 round, liner, David Hoff 2/0 detail and sumi brushes.

**Class Fee: \$60**

**Thursday, July 21<sup>th</sup>**

**Time: 1:00 p.m. to 4:30 p.m.**



## Paula McCoy/Colors for Earth - Classes

**Fall Leaf Dish - Glass Class** - Work with Colors for Earth "NEW" "Low-Fire/No-Fire Piping Paste" to create this 8 inch round dish. This design features the use of 96 COE glass, frit and Dichroic pieces. Create outline of leaves using Piping Paste with added brush work and use of frit for pattern design. The Piping Paste can be used as a raised outline on glass and as a decorative element. Learn more about this product and how to transfer a pattern to opaque glass during class.

Students will receive detailed instructions and photos, the use of color and brushes with workshop fee. Student should bring take home box. Students are responsible for firing at home. If time and availability of kilns permit we will try to do first firing of glass.

Students will receive firing paper for firing, a # 3 round Scharff sable brush and glass sagger with workshop fee. Over \$27 value.

**Class Fee: \$70**

**Wednesday, July 21th**

**Time: 8:30 a.m. – 12:00 p.m.**



## Paula McCoy/Colors for Earth - Classes

**Elegant Embroidery Candle Holder - Glass Class** - Work with Colors for Earth "NEW" "Low-Fire/No-Fire Piping Paste" to create this elegant candle holder. This design features the use of 8" x 8" Clear 96 COE glass and Colors for Earth glass color. Create line work and detail using Piping Paste with added brush work. Create flowers, leaves and accents with piping paste. Learn more about this product, how to transfer a patterns to glass and different strokes to achieve different looks with piping past during class.

Students will receive detailed instructions and photos, the use of color and brushes with workshop fee. Student should bring take home box. Students are responsible for firing at home. If time and availability of kilns permit we will try to do first firing of glass.

Students will receive firing paper for firing, a # 3 round Scharff sable brush and glass sagger with workshop fee. Over \$25 value.

**Class Fee: \$60**

**Saturday, July 23rd**

**Time: 8:30 a.m. to 12 noon**



## Paula McCoy/Colors for Earth - Classes

**BubbleART Square Dish - Glass Class** - Work with Colors for Earth NEW "BubbleART" glass colors you will create this 8" x 8" glass dish. This design features the use of 8" x 8" White and Clear 96 COE glass and Colors for Earth glass color. Learn how to do controlled line work with BubbleART colors as well as solid coverage and dry powder uses. You will accent this piece using our gold sparkle glass color for a fancy finish to piece. BubbleART is a product that can be used between 2 pieces of glass for bubbles and on top of glass for texture.


Students will receive detailed instructions and photos, the use of color and brushes with workshop fee. Student should bring take home box. Students are responsible for firing at home. If time and availability of kilns permit we will try to do first firing of glass.



Students will receive firing paper for firing, liner brush and glass sagger with workshop fee. Over \$23 value.

**Class Fee: \$70**

**Friday, July 22<sup>nd</sup> (Time: 8:30 a.m. to 12 noon)**

**Saturday, July 23<sup>rd</sup> (Time: 1:00 – 4:30 p.m.)**





## **Paula McCoy/Colors for Earth - Classes**

**Floral Piping Vase** - Work with Colors for Earth Color Concentrates, Color Strokes and Clay Dimensions. This design features our clay dimensions (piping) to create this art deco floral vase. Learn creative and simple decorating ideas to add a dramatic flare to your pieces.

Students will receive detailed instructions and photos, the use of color and brushes with workshop fee. Student should bring take home box. Students are responsible for firing at home. If you wish to bring your own brushes you will need my sumi brushes, fan glaze and liner brush.

**Class Fee: \$60**

**Friday, July 22nd**

**Time: 1:00 p.m. to 4:30 p.m.**



## Helen Daum/Colors for Earth Classes

**Hand-built Rose Flower Making**— Using low-fire clay each student will learn how to make a rose attached to a clay base. We will discuss different vase shapes and how to design and apply hand-built flowers that best fit that shape. We will go over texturing clay, attaching hand-built flowers and techniques for finishing your piece.

Students will complete one rose on base. Students will receive a flower making book that covers over 20 different flowers, 1 set of rose cutters and detailed instructions with step-by-step photos, a listing of all latex leaves available to match cutters with class fee. Over \$25 value.

Students should bring towel, apron and take home box with a firm piece of cardboard to set flower on to keep the base from warping.

**Class Fee: \$45**

**Thursday, July 21<sup>st</sup> (Time: 8:30 a.m.—12 noon)**

**Saturday, July 23<sup>rd</sup> (Time: 1:00 – 4:30 p.m.)**



## Helen Daum/Colors for Earth Classes

**Poppy and Pansy Flowers:** Using low-fire clay each student will learn how to make both a poppy and pansy that will be attached to a clay base. We will discuss different vase shapes and how to design and apply hand-built flowers that best fit that shape. We will go over texturing clay, attaching hand-built flowers and techniques for finishing your piece.

Students will complete one poppy and pansy on base. Students will receive a flower making book that covers over 20 different flowers, 1 set of poppy and pansy cutters and detailed instructions with step-by-step photos, a listing of all latex leaves available to match cutters with class fee. Over \$25 value.

If you have already taken the rose flower class and have the book you may exchange the book for one other set of flower cutters.

Students should bring towel, apron and take home box with a firm piece of cardboard to set flower on to keep the base from warping.

**Class Fee: \$55**

**Thursday, July 21st**

**Time: 1 to 4:30 p.m.**



## Helen Daum/Colors for Earth Classes

**Elegant Embroidery:** This scalloped box is finished with a black matt glaze that has been fired and ready to decorate with Colors for Earth's new "Low-Fire/No-Fire Piping Paste". Learn how to take simple piping techniques and add an elegant touch with the stroke of a brush. You will learn how to create designs with no patterns as well as transferring patterns to a fired finish. Box may vary on availability.

This new "Piping Paste" can be used on fired surfaces such as ceramic underglaze, glaze, glass and non-fired surfaces such as paper, acrylics, etc. For a more durable finish on ceramics we recommend that you fire to a witness cone 015-016.

Students will receive detailed instructions and photos, the use of color and brushes with workshop fee

Students are responsible for firing after decorating.

**Class Fee: \$60**

**Friday, July 22nd**

**Time: 8:30 a.m. to 12 noon**



## Helen Daum/Colors for Earth Classes

**Cherry Delight-Water-carving:** This piece is done on a 6 inch greenware tile. Color decoration is done with Colors for Earth Color Concentrates. This technique includes the use of CFE Latex Mask for clay carving to create a dimensional piece. You will also layer colors along with different shading techniques and finish the piece off with a second dimension by carving out a leaf border using a Sgraffito wire loop tool.

All supplies will be furnished. Students will receive product during class, detailed instruction and colored photos. Students need to bring a take home box with shredded paper.

**Class Fee: \$50**

**Friday, July 22<sup>nd</sup>**

**Time: 1 to 4:30 p.m.**



## **Helen Daum/Colors for Earth Classes**

**3 Porcelain Bunnies:** Students will create these cute bunnies while learning how to clean porcelain greenware, how to use and tint "Relief Motif" (a dimensional product). This project is completed on soft-fired porcelain with CFE Color Concentrates, Color Strokes and Gloss Medium.

Your pieces will be painted on greenware with raised flowers and leaves that have a glossy look like you have glazed them. No going back and clear glazing areas. With CFE you can paint, fire and you're done and have a finished product. Matt designs can be done also. We will talk about different finishes in class.

Students will receive product during seminar, detailed instructions and colored photos. Students need to bring an assortment of your favorite sable brushes, bath towel, apron and a take home box. Students will be responsible for firing. If you are not capable of firing porcelain, firing can be provided.

**Class Fee: \$60**

**Wednesday, July 20th**

**Time: 1 to 4:30 p.m.**



**Oval Rose Platter** – Working on bisque create this attractive 15” oval serving platter. Color application is CFE Color Concentrates. Learn watercolor background, basic brush strokes and how to combine them to create this platter.

Students will receive detailed instructions and photos, the use of color and brushes with workshop fee. Students should bring take home box. Students are responsible for firing at home. If you prefer to bring your own brushes you will need a # 4 round, liner and medium sumi brush.

**Class Fee: \$50**

**Saturday, July 23rd**

**Time: 8:30 p.m. to 12:00 noon**

